

PLEASE CHECK WWW.MOLEX.COM FOR LATEST PART INFORMATION

Part Number: **0700584102**
Status: **Active**
Overview: [cgrid_sl_products](#)
Description: SL™ Crimp Terminal 70058, 22-24 AWG, Loose, Tin (Sn), Unplated Edges

Documents:

Drawing (PDF)	Product Specification PS-70400 (PDF)
Packaging Specification (PDF)	RoHS Certificate of Compliance (PDF)
Product Specification PS-70058 (PDF)	

General

Product Family	Crimp Terminals
Series	70058
Crimp Quality Equipment	Yes
Overview	cgrid_sl_products
Product Name	SL™

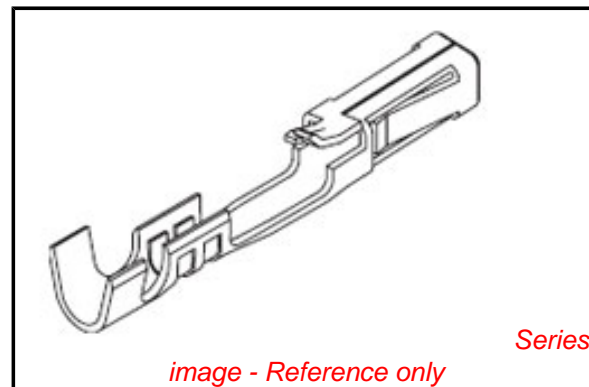
Physical

Gender	Female
Material - Metal	Phosphor Bronze
Material - Plating Mating	Tin
Material - Plating Termination	Tin
Packaging Type	Reel
Plating min: Mating (µin)	150
Plating min: Mating (µm)	3.81
Plating min: Termination (µin)	75
Plating min: Termination (µm)	1.910
Termination Interface: Style	Crimp or Compression
Wire Insulation Diameter	1.63mm (.064") max.
Wire Size AWG	22, 24
Wire Size mm²	N/A

Material Info

Reference - Drawing Numbers

Packaging Specification	PK-70873-0822
Product Specification	PS-70058, PS-70400
Sales Drawing	SD-70058-0102
Test Summary	TS-70058-002



EU RoHS

**ELV and RoHS
Compliant**
**REACH SVHC
Contains SVHC: No**
**Halogen-Free
Status
Not Reviewed**

China RoHS



**Need more information on product
environmental compliance?**

Email productcompliance@molex.com
 For a multiple part number RoHS Certificate of
 Compliance, [click here](#)

Please visit the [Contact Us](#) section for any
 non-product compliance questions.

Search Parts in this Series

[70058Series](#)

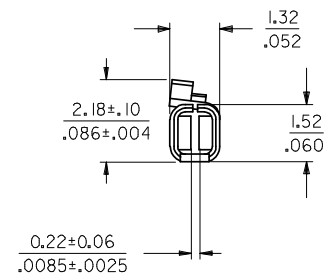
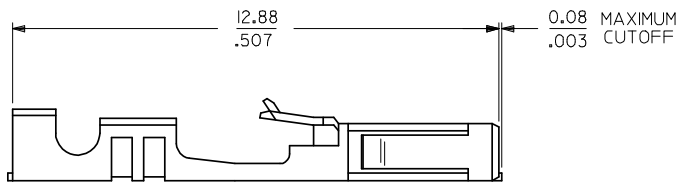
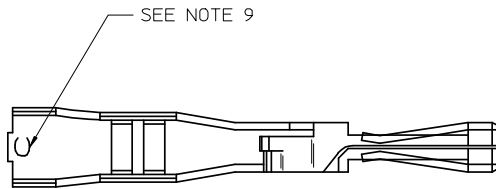
Application Tooling | [FAQ](#)

*Tooling specifications and manuals are
 found by selecting the products below.
 Crimp Height Specifications are then
 contained in the Application Tooling
 Specification document.*

Global

Description	Product #
Hand Crimp Tool	0638118700
Insertion Tool	0011020022

ITEM NUMBER	FINISH	NOTES
70058-0102	POST-PLATE	ALL EDGES COVERED BY PLATING EXCEPT FOR CUT-OFFS OF THE CARRIERS.
70058-4102	PRE-PLATE	ALL CUT EDGES WILL BE EXPOSED AND WILL NOT HAVE PLATING.



NOTES:

1. TERMINAL MATERIAL: PHOSPHOR BRONZE.
2. FINISH: POST-PLATE: 3.81 MICROMETERS/150 MICROINCHES MINIMUM TIN (Sn) IN CONTACT AREA;
1.91 MICROMETERS/75 MICROINCHES MINIMUM TIN (Sn) IN CRIMP AREA;
NICKEL UNDERPLATE OVERALL.
PRE-PLATE: 3.81 MICROMETERS/150 MICROINCHES MINIMUM TIN(Sn) OVER NICKEL UNDERPLATE OVERALL.
3. TERMINAL TO BE USED IN HOUSINGS 70066-**** AND 70450-****.
4. REFER TO PRODUCT SPECIFICATION PS-70058.
5. REFER TO MOLEX OPERATION AND SERVICE MANUAL FOR CRIMP DETAILS.
6. TERMINAL TO BE USED WITH 0.64/.025 SQUARE PINS.
7. TERMINAL TO BE USED WITH 22-24 AWG STRANDED WIRE WITH 1.63/.064 MAXIMUM DIAMETER INSULATION.
8. TERMINALS SUPPLIED LOOSE PER DRAWING PK-70873-0822.
9. CRIMP SIZE INDICATOR C=22-24 AWG.

ADD PRE-PLATE OPT EC NO: UCP2008-1091 DRW:DMORGAN 2008/07/01 CHK:DMSTBARRA 2008/07/01 APPR:SMILLER 2008/07/02	QUALITY SYMBOLS ▽=0 ▽=0	GENERAL TOLERANCES (UNLESS SPECIFIED)		DIMENSION STYLE MM/IN	SCALE	DESIGN UNITS INCH	THIRD ANGLE PROJECTION	
		4 PLACES ± --- ± --- 3 PLACES ± --- ± .005 2 PLACES ± 0.13 ± .010 1 PLACE ± 0.25 ± ---	mm INCH DRAWN BY BSMART DATE 2005/01/07 CHECKED BY BBARKER DATE 2005/01/07 APPROVED BY SMILLER DATE 2005/01/07	TITLE TERMINAL - BOX/CRIMP TIN PLATED FOR 22-24 AWG STRANDED WIRE PKG LOOSE		MOLEX INCORPORATED		SHEET NO. 1 OF 1
		ANGULAR ±1/2°		MATERIAL NO. SEE CHART		DOCUMENT NO. SD-70058-0102		THIS DRAWING CONTAINS INFORMATION THAT IS PROPRIETARY TO MOLEX INCORPORATED AND SHOULD NOT BE USED WITHOUT WRITTEN PERMISSION
		DRAFT WHERE APPLICABLE MUST REMAIN WITHIN DIMENSIONS		SIZE C				